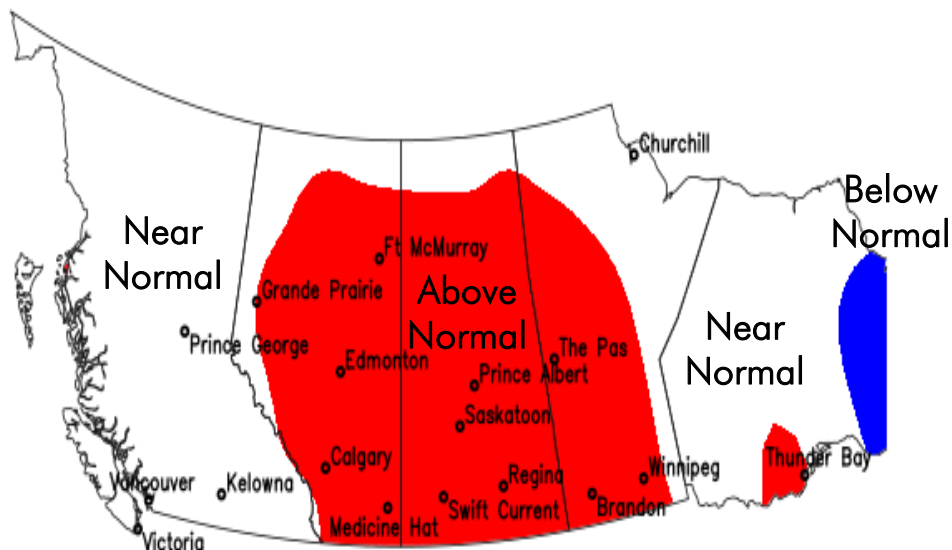


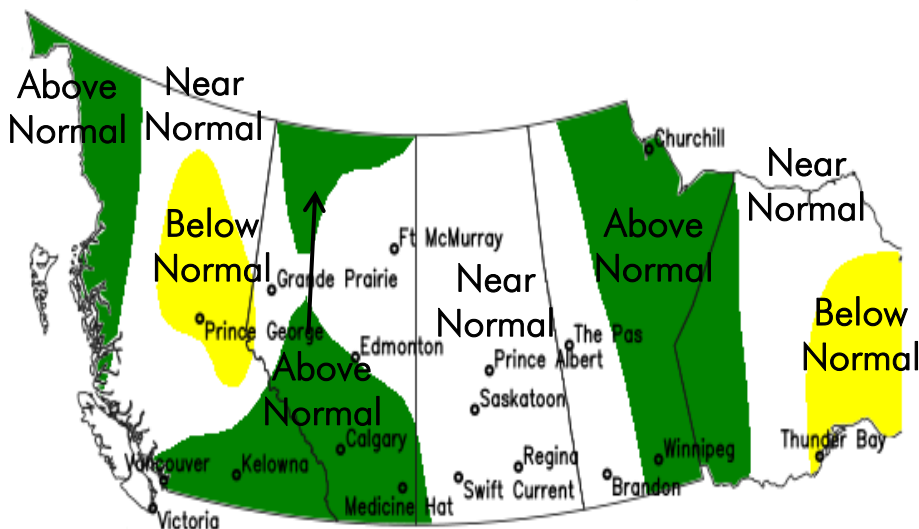
Temperature



Climactic Data  
for Selected Cities

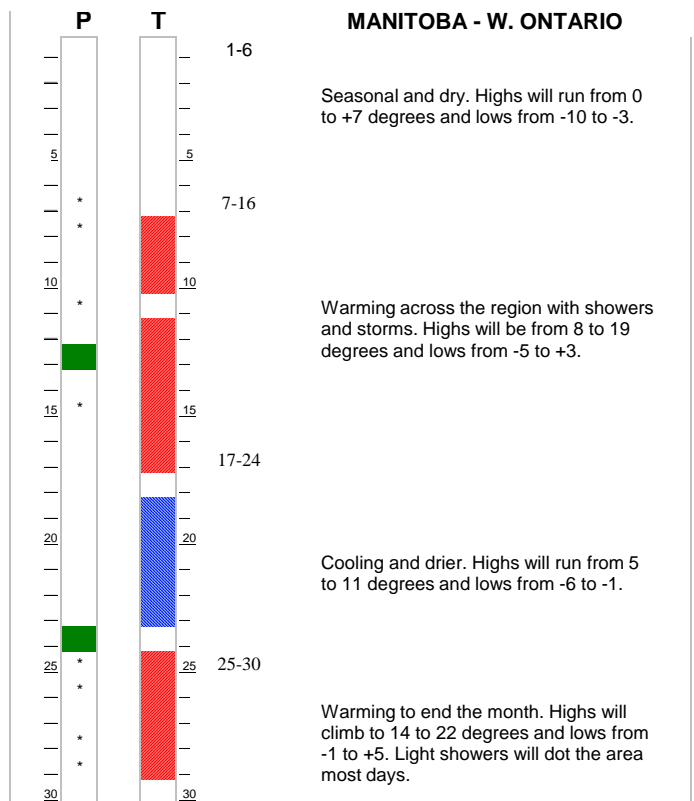
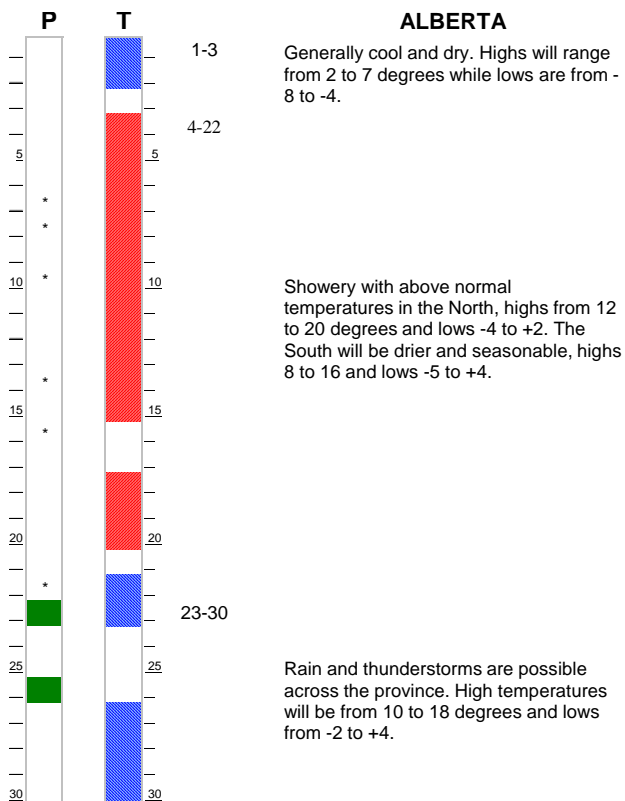

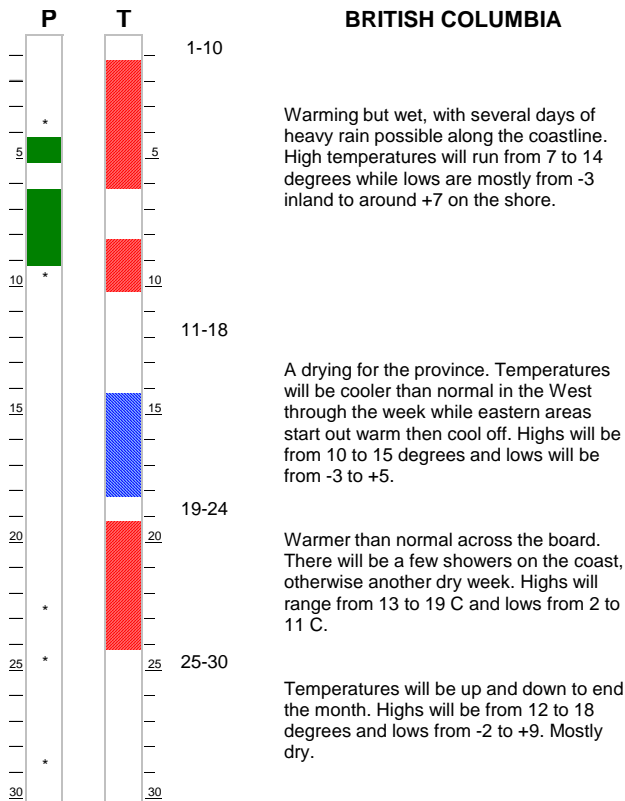
| City           | Normal    |             |             |
|----------------|-----------|-------------|-------------|
|                | Precip mm | Max Temp °C | Min Temp °C |
| Vancouver      | 75        | 13°         | 5°          |
| Victoria       | 42        | 13°         | 4°          |
| Kelowna        | 25        | 15°         | 1°          |
| Prince George  | 28        | 11°         | -1°         |
| Grande Prairie | 20        | 9°          | -3°         |
| Edmonton       | 22        | 10°         | -3°         |
| Calgary        | 25        | 11°         | -2°         |
| Medicine Hat   | 25        | 13°         | 0°          |
| Ft. McMurray   | 23        | 9°          | -4°         |
| Prince Albert  | 22        | 9°          | -4°         |
| Saskatoon      | 20        | 10°         | -2°         |
| Swift Current  | 25        | 10°         | -2°         |
| Regina         | 20        | 11°         | -2°         |
| Brandon        | 35        | 9°          | -3°         |
| The Pas        | 26        | 6°          | -5°         |
| Winnipeg       | 36        | 10°         | -2°         |
| Churchill      | 23        | -5°         | -15°        |
| Thunder Bay    | 47        | 9°          | -3°         |

Precipitation



Monthly Climatic Outlook

The center of the Prairies will be dominated by high pressure with warmer than normal temperatures and normal to below normal rainfall. More seasonable temperatures will be found on either side of the predominant high, with the boundary between air masses being the focus of showery weather.



\* THREATENING CONDITIONS  
 ■ SIGNIFICANT PRECIPITATION  
 □ NO IMPORTANT PRECIPITATION  
 ■ WARMER THAN NORMAL  
 ■ COLDER THAN NORMAL  
 □ NORMAL TEMPERATURES