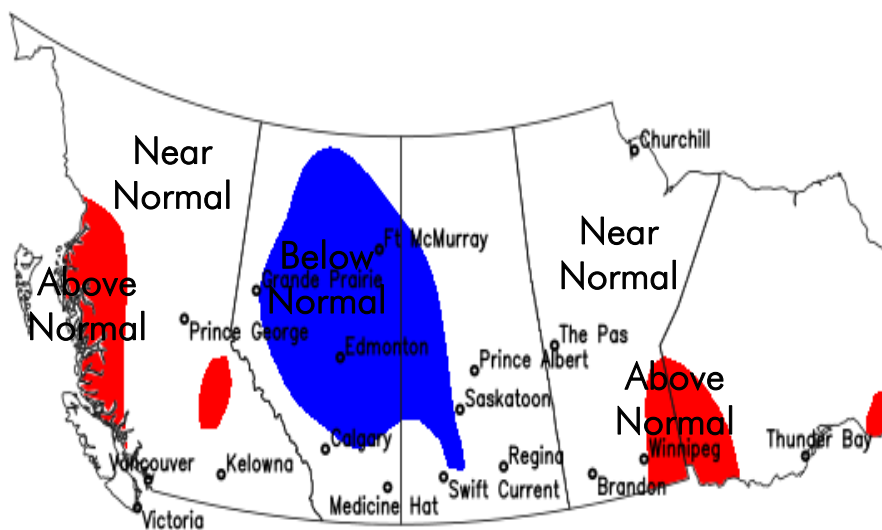
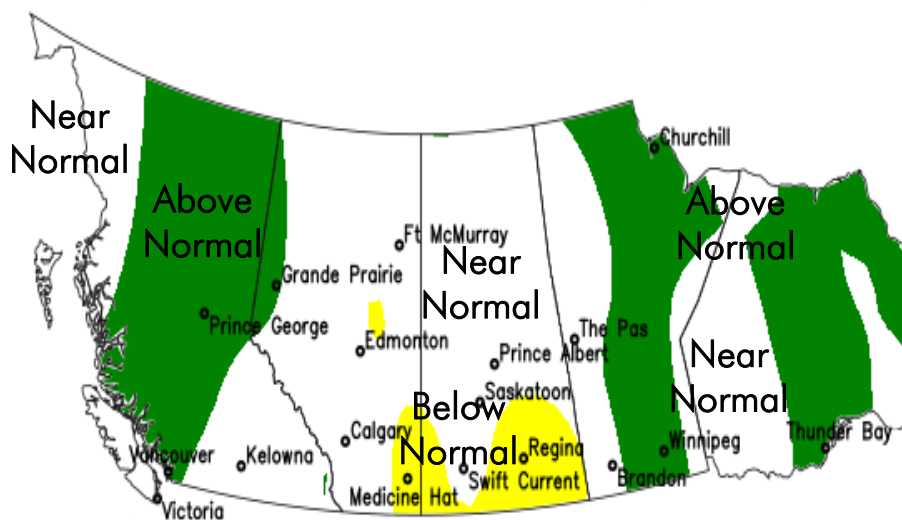


Temperature



Precipitation



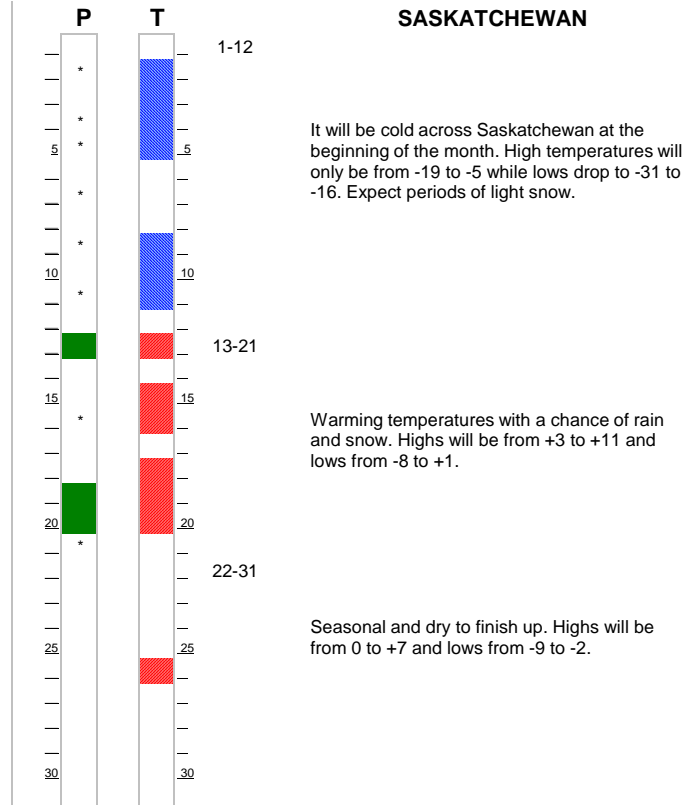



Climactic Data  
for Selected Cities

City	Normal		
	Precip mm	Max Temp °C	Min Temp °C
Vancouver	109	10°	3°
Victoria	72	10°	2°
Kelowna	22	9°	-3°
Prince George	34	5°	-6°
Grande Prairie	19	0°	-12°
Edmonton	16	0°	-11°
Calgary	15	3°	-8°
Medicine Hat	16	5°	-7°
Ft. McMurray	17	-1°	-15°
Prince Albert	18	-2°	-15°
Saskatoon	16	-2°	-12°
Swift Current	20	1°	-9°
Regina	17	-1°	-12°
Brandon	21	-2°	-3°
The Pas	21	-4°	-16°
Winnipeg	23	-2°	-12°
Churchill	18	-15°	-20°
Thunder Bay	41	0°	-12°

Monthly Climatic Outlook

Western and eastern areas will be near to above normal with a few cooler periods. The Prairies will be much colder, with a particularly cold start. British Columbia will be very wet to start then dry out, while the East sees more consistent periods of light snow or rain. Central areas will only see scattered light snow showers.



For reprints of this publication,  
 please contact Lehigh Hanson Canada Region

\* THREATENING CONDITIONS  
 ■ SIGNIFICANT PRECIPITATION  
 □ NO IMPORTANT PRECIPITATION  
 ■ WARMER THAN NORMAL  
 ■ COLDER THAN NORMAL  
 □ NORMAL TEMPERATURES