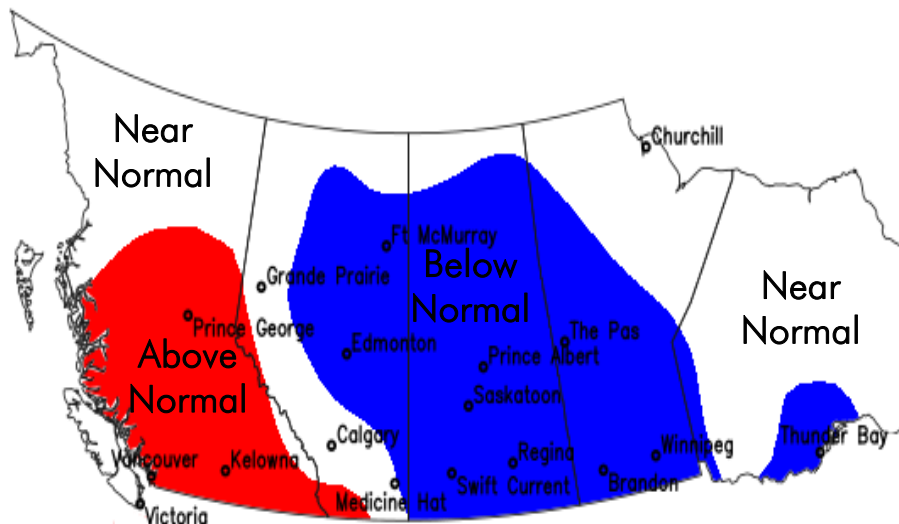
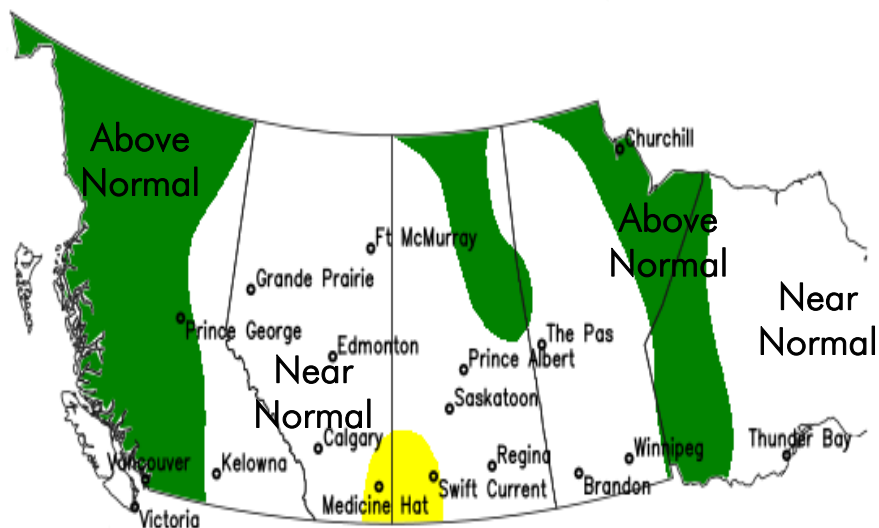


Temperature



Precipitation



Climactic Data
for Selected Cities


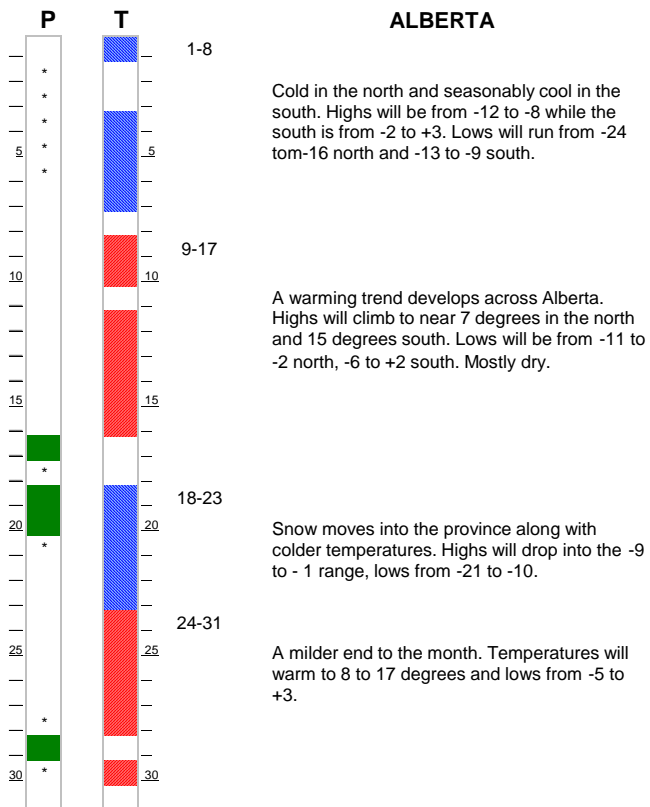
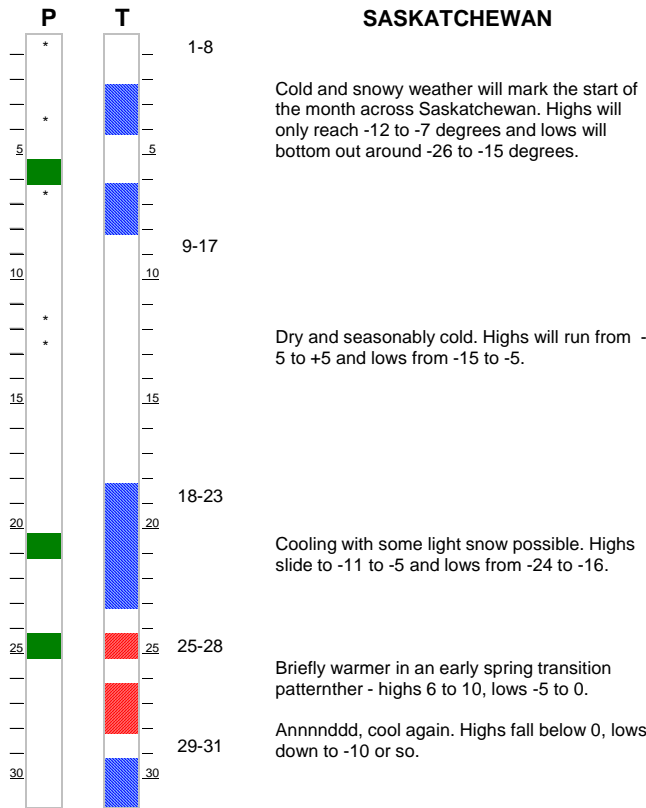
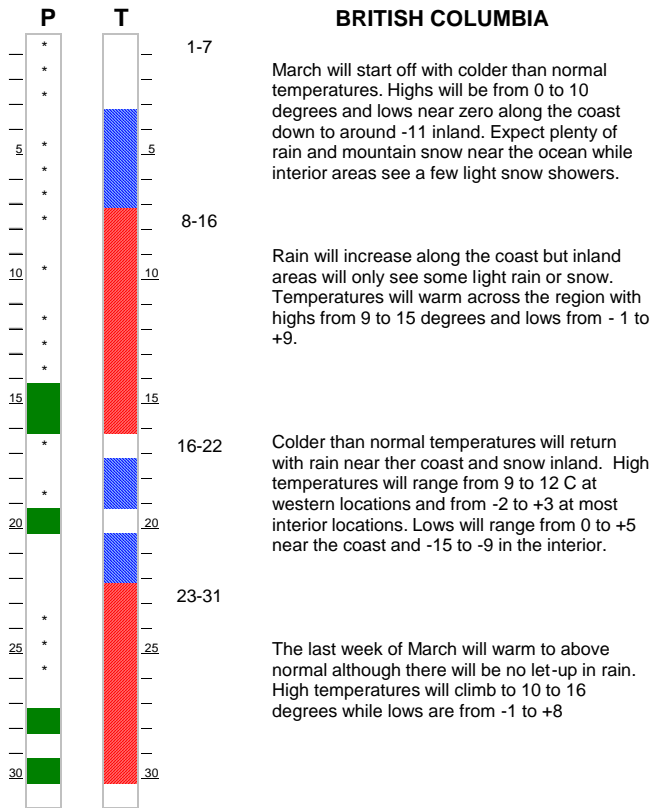
City	Normal		
	Precip mm	Max Temp °C	Min Temp °C
Vancouver	109	10°	3°
Victoria	72	10°	2°
Kelowna	22	9°	-3°
Prince George	34	5°	-6°
Grande Prairie	19	0°	-12°
Edmonton	16	0°	-11°
Calgary	15	3°	-8°
Medicine Hat	16	5°	-7°
Ft. McMurray	17	-1°	-15°
Prince Albert	18	-2°	-15°
Saskatoon	16	-2°	-12°
Swift Current	20	1°	-9°
Regina	17	-1°	-12°
Brandon	21	-2°	-3°
The Pas	21	-4°	-16°
Winnipeg	23	-2°	-12°
Churchill	18	-15°	-20°
Thunder Bay	41	0°	-12°

Monthly Climatic Outlook

British Columbia will start out on the cool side then warm to above normal for the majority of the month. The Prairies will see up and down temperatures ending up on the cold side of the ledger.

Rain and some snow will fall in the West more often than not. Alberta will see a stretch of heavy snow around the middle of the month, while the East has above normal precipitation early before drying out.





For reprints of this publication,
 please contact Lehigh Hanson Canada Region

* THREATENING CONDITIONS
 ■ SIGNIFICANT PRECIPITATION
 □ NO IMPORTANT PRECIPITATION
 ■ WARMER THAN NORMAL
 ■ COLDER THAN NORMAL
 □ NORMAL TEMPERATURES