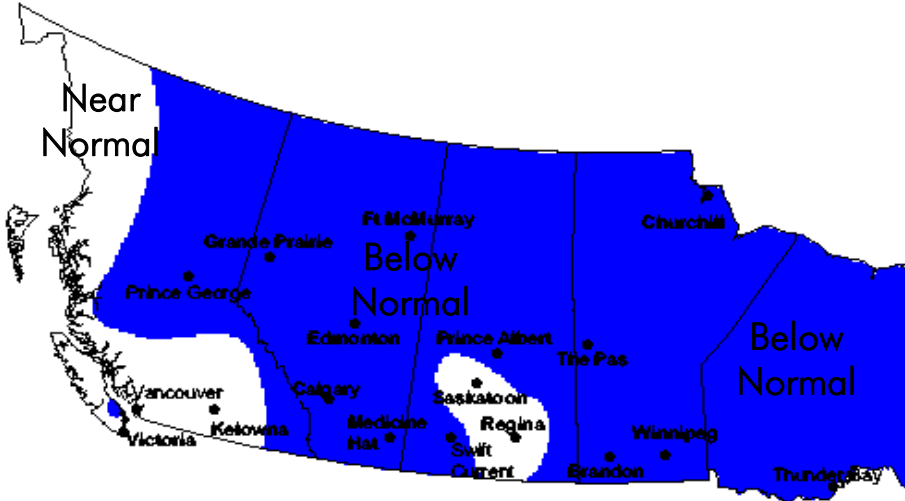
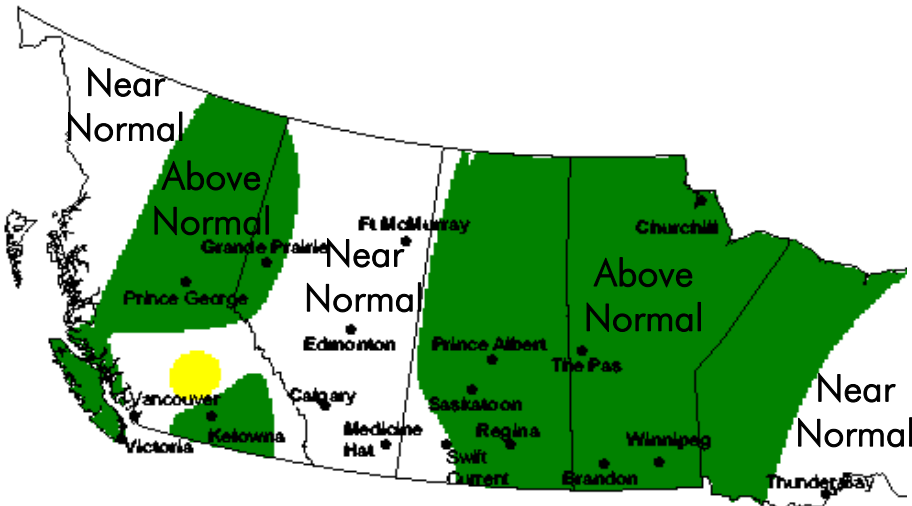


Temperature



Copyright ©2004-2013 Planalytics, Inc. All Rights Reserved. Proprietary and Confidential.

Precipitation



Copyright ©2004-2013 Planalytics, Inc. All Rights Reserved. Proprietary and Confidential.

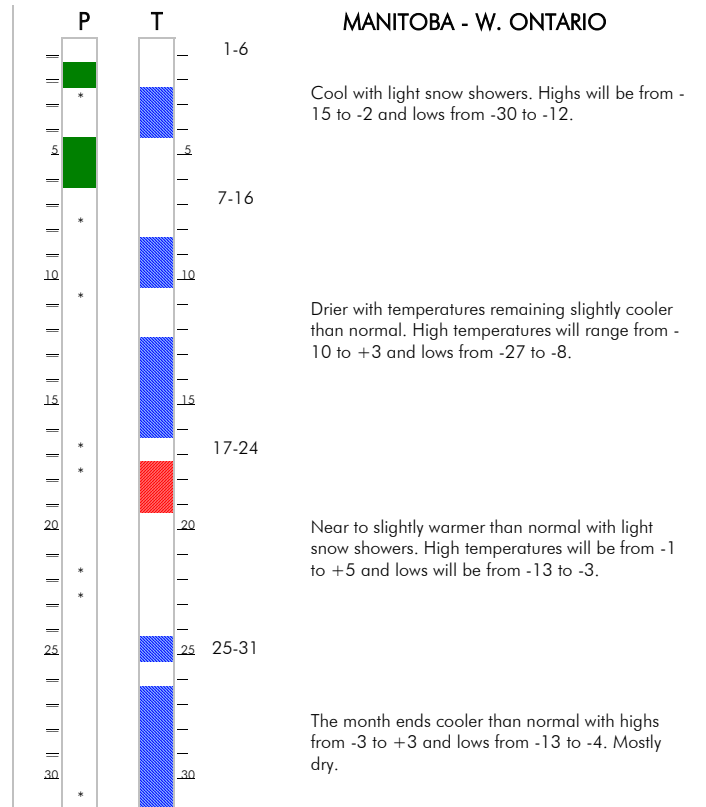
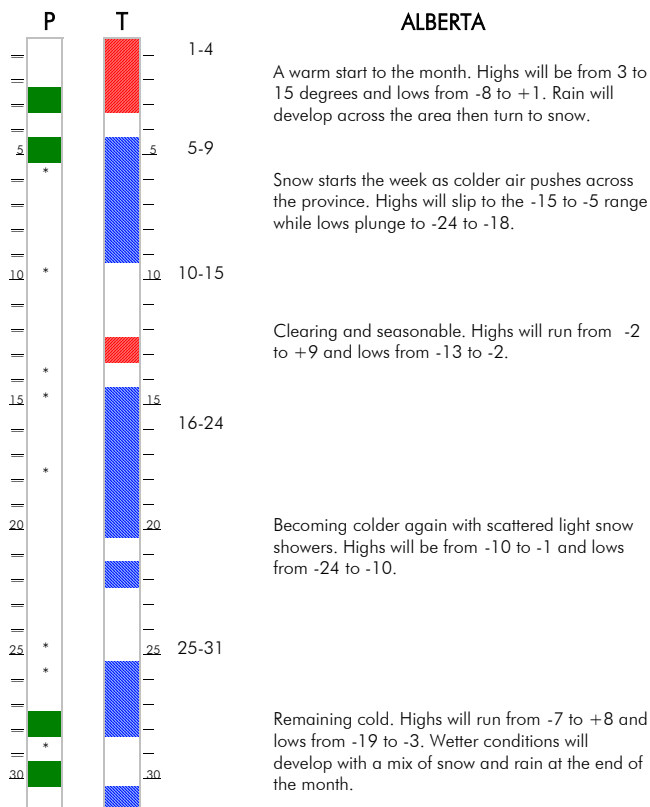
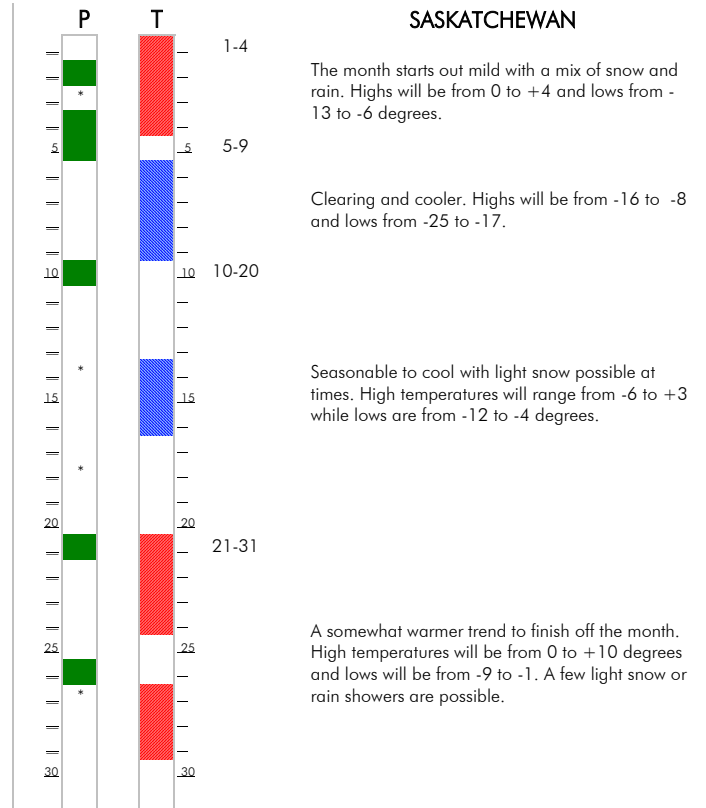
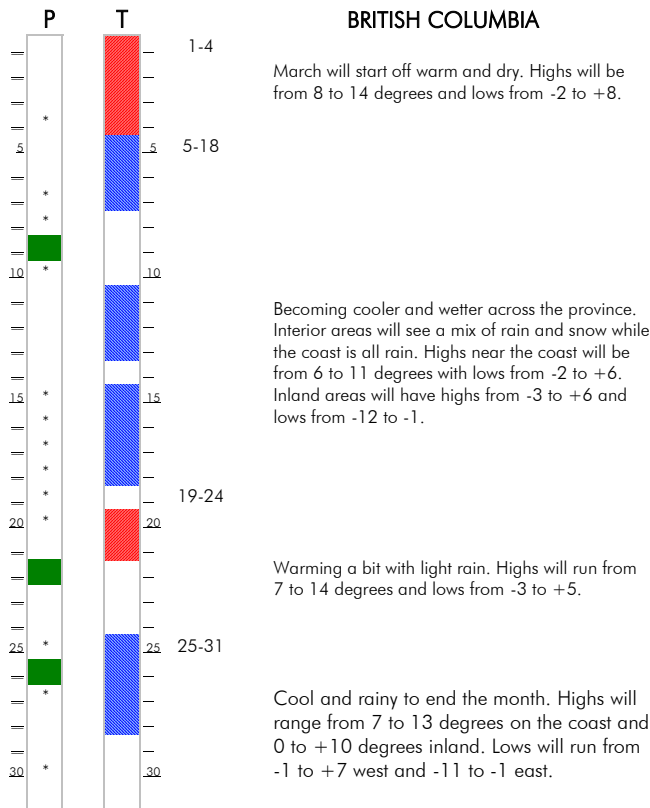
Climatic Data  
for Selected Cities

City	Normal		
	Precip mm	Max Temp °C	Min Temp °C
Vancouver	109	10°	3°
Victoria	72	10°	2°
Kelowna	22	9°	-3°
Prince George	34	5°	-6°
Grande Prairie	19	0°	-12°
Edmonton	16	0°	-11°
Calgary	15	3°	-8°
Medicine Hat	16	5°	-7°
Ft. McMurray	17	-1°	-15°
Prince Albert	18	-2°	-15°
Saskatoon	16	-2°	-12°
Swift Current	20	1°	-9°
Regina	17	-1°	-12°
Brandon	21	-2°	-3°
The Pas	21	-4°	-16°
Winnipeg	23	-2°	-12°
Churchill	18	-15°	-20°
Thunder Bay	41	0°	-12°

Monthly Climatic Outlook

The first several days will be on the warmer side of normal but colder air will settle across western Canada for the rest of the month.

An active storm track will bring periods of rain and snow to the region. Northwestern areas will see precipitation on and off for most of the month while the east trends drier for the second half of March.



For reprints of this publication,  
 please contact Lehigh Inland Cement Limited

\* THREATENING CONDITIONS  
 ■ SIGNIFICANT PRECIPITATION  
 □ NO IMPORTANT PRECIPITATION  
 ■ WARMER THAN NORMAL  
 ■ COLDER THAN NORMAL  
 □ NORMAL TEMPERATURES